

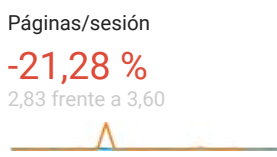
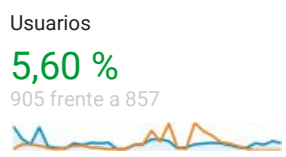
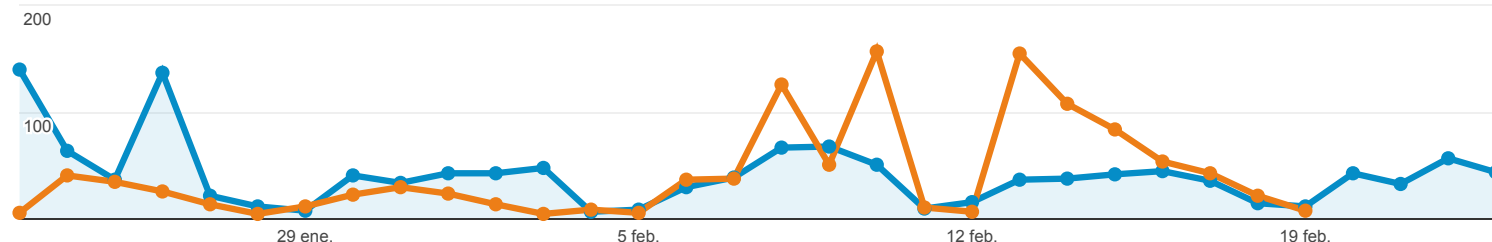
23 ene. 2017 - 23 feb. 2017
 Comparar con: 26 dic. 2016 - 22 ene. 2017

Visión general de audiencia

Todos los usuarios
 +0,00 % Sesiones

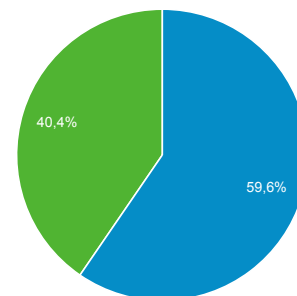
Visión general

23-ene-2017 - 23-feb-2017: ● Sesiones
26-dic-2016 - 22-ene-2017: ● Sesiones

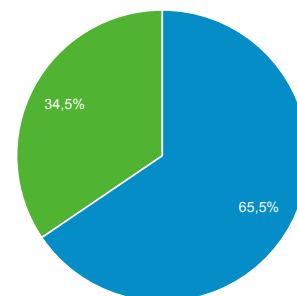


■ New Visitor ■ Returning Visitor

23-ene-2017 - 23-feb-2017



26-dic-2016 - 22-ene-2017



Ciudad

Sesiones % Sesiones

1. Madrid

23-ene-2017 - 23-feb-2017	446	33,58 %
26-dic-2016 - 22-ene-2017	273	23,72 %
% de cambios	63,37 %	41,60 %

2. Barcelona

23-ene-2017 - 23-feb-2017	171	12,88 %
26-dic-2016 - 22-ene-2017	73	6,34 %
% de cambios	134,25 %	103,03 %

3. Girona

23-ene-2017 - 23-feb-2017	97	7,30 %
26-dic-2016 - 22-ene-2017	145	12,60 %
% de cambios	-33,10 %	-42,02 %

4. (not set)

23-ene-2017 - 23-feb-2017	57	4,29 %
26-dic-2016 - 22-ene-2017	170	14,77 %
% de cambios	-66,47 %	-70,94 %
5. Seville		
23-ene-2017 - 23-feb-2017	39	2,94 %
26-dic-2016 - 22-ene-2017	29	2,52 %
% de cambios	34,48 %	16,56 %
6. Stockholm		
23-ene-2017 - 23-feb-2017	36	2,71 %
26-dic-2016 - 22-ene-2017	66	5,73 %
% de cambios	-45,45 %	-52,72 %
7. Menlo Park		
23-ene-2017 - 23-feb-2017	18	1,36 %
26-dic-2016 - 22-ene-2017	0	0,00 %
% de cambios	100,00 %	100,00 %
8. Zaragoza		
23-ene-2017 - 23-feb-2017	16	1,20 %
26-dic-2016 - 22-ene-2017	26	2,26 %
% de cambios	-38,46 %	-46,66 %
9. Alicante		
23-ene-2017 - 23-feb-2017	15	1,13 %
26-dic-2016 - 22-ene-2017	14	1,22 %
% de cambios	7,14 %	-7,14 %
10. Leon		
23-ene-2017 - 23-feb-2017	15	1,13 %
26-dic-2016 - 22-ene-2017	3	0,26 %
% de cambios	400,00 %	333,36 %